



UNIVERSIDAD AUTÓNOMA
DE AGUASCALIENTES


P R O M E P

33° INFORME FINANCIERO PARCIAL Y ACUMULADO


DICIEMBRE 2012

UNIVERSIDAD AUTÓNOMA DE AGUASCALIENTES
PROGRAMA DE MEJORA AL PROFESORADO
Informe Financiero Parcial No. 33
05 de Diciembre de 2012.
Con corte al: 30/09/2012

Anexos	Rubros	Beca de fomento a la permanencia	Reconocimiento a la Trayectoria Académica	Fomento a la generación y aplicación del conocimiento	Servicios	Materiales	Bienes muebles	Acervo bibliográfico	Manutención	Cuota compensatoria	Inscripción	Colegiatura	Seguro médico	Instalación	Transporte y viáticos	Material didáctico	Graduación o titulación	TOTAL
	Of. No. 103.5/07/2562																	0.00
	Of. No. 103.5/07/2829																	0.00
	Of. No. 103.5/08/1265						38,820.07											38,820.07
	Of. No. 103.5/08/3121						201.00											201.00
	Of. No. 103.5/08/3122						1,270.00											1,270.00
	Of. No. 103.5/08/3396																	0.00
	Of. No. 103.5/09/1252			9,675.50	108,345.81		9,507.81											127,529.12
	Of. No. 103.5/09/3669						1,999.00											1,999.00
	Of. No. 103.5/09/3923	12,000.00		2,426.00	40,223.13		9,602.86											64,251.99
	Of. No. 103.5/09/4045																	0.00
	Of. No. 103.5/09/4412																	0.00
	Of. No. 103.5/09/5072				44,620.00													44,620.00
	Of. No. 103.5/10/4550																	0.00
	Of. No. 103.5/10/4992				52,815.88		610.69											53,426.57
	Of. No. 103.5/10/5001			1,747.75	33,266.72													35,014.47
	Of. No. 103.5/10/5873							360.00	59,110.23	37,386.18								96,856.41
	Of. No. 103.5/10/5874								122,991.79									122,991.79
	Of. No. 103.5/10/5875				26,123.74							27.98						26,151.72
	Of. No. 103.5/10/7732				5,262.64													5,262.64
	Of. No. 103.5/10/7733						2,607.64											2,607.64
	Of. No. 103.5/11/899			5,458.50														5,458.50
	Of. No. 103.5/11/1019																	
	Of. No. 103.5/11/1020				3,630.90													3,630.90



Of. No. 103.5/11/3444																		0.00
Of. No. 103.5/11/3817																		0.00
Of. No. 103.5/11/3837	20,000.00		3,644.00			21,460.00												45,104.00
Of. No. 103.5/11/3838																		0.00
Of. No. 103.5/11/5526					37,312.26													37,312.26
Of. No. 103.5/11/5543				38,716.05			1,648.89		14,864.40		5,982.32							61,211.66
Of. No. 103.5/11/6719	12,000.00		10,917.00			1,773.00												24,690.00
Of. No. 103.5/11/6813			6,980.00	35,763.00														42,743.00
Of. No. 103.5/11/5640			23,370.94															23,370.94
Of. No. 103.5/12/2075				8,700.00														8,700.00
Of. No. 103.5/12/4455				909.00			7,960.00	84,926.93			11,221.00							105,016.93
TOTAL POR RUBRO	44,000.00	0.00	64,219.69	398,376.87	37,312.26	87,852.07	9,968.89	267,028.95	52,250.58	0.00	17,231.30	0.00	0.00	0.00	0.00	0.00	0.00	978,240.61



 DR. FERNANDO JARAMILLO JAUREZ
 RESPONSABLE INSTITUCIONAL DEL PROMEP


 M. EN ADMON. MARIO ANDRADE CERVANTES
 RECTOR

UNIVERSIDAD AUTÓNOMA DE AGUASCALIENTES
PROGRAMA DE MEJORA AL PROFESORADO
Informe Financiero Acumulado No. 33
05 de Diciembre de 2012.


Con corte al: 30/09/2012

Subros	Beca de fomento a la permanencia	Reconocimiento a la calidad en el trabajo	Apoyo mensual complementario	Reconocimiento a la trayectoria académica	Fomento a la generación y aplicación del conocimiento	Servicios	Materiales	Bienes muebles	Acervo bibliográfico	Manutención	Cuota compensatoria	Inscripción	Colegiatura	Seguro médico	Instalación	Transporte y viáticos	Material didáctico	Graduación o titulación	TOTAL
97-01						20,553.41	15,654.53	228,674.99	5,112.56										269,995.49
97-02						5,286.07	22,965.96	327,973.91	2,430.66										358,656.60
97-03						18,076.38	839,446.02	1,121,618.96											1,979,141.36
97-04						1,175.13		1,424,273.32	314,313.39										1,739,761.84
97-06						93.00	182.16	302,309.55	57,407.00										359,991.71
98-01-01										6,840.00						6,973.88			13,813.88
98-03						118.20	314.18	264,670.25	371,486.83										636,589.46
98-02-01										1,750,750.67		29,845.12	372,624.00		16,000.00	248,027.69	117,533.62	16,500.00	2,551,281.10
98-01-01										900,882.46				9,997.35	18,955.84	26,377.60	28,909.21		985,122.46
98-05-01										495,448.00		9,725.00			7,231.69	109,695.48	20,000.00		642,100.17
98-02-01										162,624.00					75,260.41	29,208.68			267,093.09
98-03-01										180,000.00						100,953.00	317.69		281,270.69
98-04-01										376,829.00	16,123.50	11,056.50	31,522.50		8,000.00	34,110.74	20,850.40		498,492.64
98-06-01										670,016.77		12,006.00	584,438.53	24,060.00	18,041.05	30,747.16	19,161.25		1,358,470.76
98-07-01										340,365.00		20,979.00	34,312.50		8,192.21	64,245.89	19,762.26		487,856.86
2000-01-01										1,022,833.61	165,024.00		435,514.25	49,696.20	19,780.00	24,556.39	9,445.10		1,726,849.55
2000-02						4,955.95	45,027.70	1,861,225.71	62,277.29										1,973,486.65
2000-03-01												1,117.40				101,350.01	8,333.59		110,801.00
2000-04						825.12		59,163.88											59,989.00
2000-05-01										389,136.00		4,209.29	2,368.82			121,634.00	29,452.76		546,800.87
2000-06-01										203,280.00		1,163.06	1,712.40			97,153.41	9,848.85		313,157.72
2000-07-01											207,600.00		149,500.00			12,232.24	34,302.47	3,160.00	406,794.71
2000-08-01										16,254.00		13,542.00				42,500.93	19,992.37		92,289.30
2001-01-01												13,542.00				8,000.00	10,000.00	1,306.00	32,848.00
2001-02-01											26,160.00		32,305.00			9,739.02	2,613.54		70,817.56
2001-03							893.18	454,131.82	27,031.03										482,056.03
2001-04-01										633,993.50	145,074.13		581,030.37	60,813.11		20,025.06	9,786.81	10,003.70	1,460,726.68
2001-05						619,226.76													619,226.76
2001-06-01										107,198.83	5,461.20		92,524.50			13,041.81	8,403.91		226,630.25
2001-07-01											48,000.00					4,607.09			52,607.09
2001-08								9,468.90											9,468.90
2002-01							4,143.43	172,224.57	406.00										176,774.00
PTC-01-01	303,000.00		45,000.00			23,367.64	246,529.05	123,396.72											741,293.41
PTC-01-02	192,000.00							52,932.46	5,764.47										250,696.93
PTC-02-01	144,000.00		60,000.00		13,909.50	40,731.77	54,586.10	40,622.43	6,855.65										360,705.45
PTC-02-02	96,800.00						2,369.43	26,351.32											125,520.75
PTC-03-01	288,000.00		60,000.00				4,967.15	77,701.88	1,958.00										432,627.03
PTC-03-02	96,000.00						606.11	29,324.79											125,930.90
EXB-01-01					77,777.48	34,914.37	4,558.15	61,960.85	364.86										179,575.71
Of. No. 103.5/02/1406								29,382.50											29,382.50
Of. No. 103.5/02/1428	1,675,102.67		60,000.00		180,370.21	151,165.66	183,777.29	424,825.65	12,622.50										2,687,864.18
Of. No. 103.5/02/1465							782.00	154,281.41											155,063.41
Of. No. 103.5/02/1497									49,050.00	20,952.00			18,967.50						88,969.50
Of. No. 103.5/02/1498									785,029.20	257,825.79		724,821.16	17,199.69		21,683.01	11,993.63			1,818,552.48
Of. No. 103.5/02/2037									610,344.00	248,155.92	23,385.00	26,360.00			21,610.00	19,364.83	5,390.00		957,609.75
Of. No. 103.5/02/2038									1,708,096.10	404,221.34	18,481.74	196,500.62	52,992.20		54,287.99	24,080.76	1,199.39		2,459,860.14
Of. No. 103.5/02/2108							69,920.22	10,000.00											79,920.22




UNIVERSIDAD AUTÓNOMA DE AGUASCALIENTES
PROGRAMA DE MEJORA AL PROFESORADO
Informe Financiero Acumulado No. 33
05 de Diciembre de 2012.
Con corte al: 30/09/2012

Rubros	Beca de fomento a la permanencia	Reconocimiento a la calidad en el trabajo	Apoyo mensual complementario	Reconocimiento a la trayectoria académica	Fomento a la generación y aplicación del conocimiento	Servicios	Materiales	Bienes muebles	Acervo bibliográfico	Manutención	Cuota compensatoria	Inscripción	Colegiatura	Seguro médico	Instalación	Transporte y viáticos	Materiales didácticos	Graduación o titulación	TOTAL
Of. No. 103.5/02/2282	222,000.00				40,512.93	17,985.16	4,404.27	137,032.62	3,909.00										425,843.98
Of. No. 103.5/02/2283	444,000.00				28,224.00	20,135.70	7,729.00	66,237.20											566,325.90
Of. No. 103.5/03/249						545,291.10	118,627.51	22,948.22	180.00										687,046.83
Of. No. 103.5/03/1040										196,750.00	56,532.40		141,380.01	7,875.79		63,962.01	10,753.56		477,253.77
Of. No. 103.5/03/1041										531,164.00	346,456.00	50,000.00	174,996.00			14,961.00	20,000.00	40,000.00	1,177,577.00
Of. No. 103.5/03/1099	322,000.00				32,000.00	73,676.28	35,568.61	136,529.68	60,198.00										659,972.57
Of. No. 103.5/03/1375							1,698.80	124,397.77											126,096.57
Of. No. 103.5/03/1476	96,000.00						332.81	29,606.38											125,939.19
Of. No. 103.5/03/0501						1,805,094.60													1,805,094.60
Of. No. 103.5/03/2516	245,000.00	45,000.00			32,787.00	213,901.53	53,786.67	220,772.84	19,338.45										830,586.49
Of. No. 103.5/03/2517	660,000.00				65,574.00	118,541.22	146,483.51	553,518.81	12,054.37										1,556,171.91
Of. No. 103.5/03/2660						7,425.00	5,697.94	226,644.52	3,083.54										242,851.00
Of. No. 103.5/04/183											232,050.00		1,440,072.00			107,885.29	51,234.61	27,668.00	1,858,909.90
Of. No. 103.5/04/1097										901,175.00	189,211.84	1,551.09	22,141.17	45,418.24		32,912.00	14,960.00		1,207,369.34
Of. No. 103.5/04/1314	539,836.00				22,205.00	77,985.25	78,049.85	373,744.51	23,311.45										1,115,112.06
Of. No. 103.5/04/1315	260,000.00	30,000.00			34,040.50	57,000.78	30,887.95	106,937.58	5,335.49										524,202.30
Of. No. 103.5/04/1496							10,765.57	157,336.37											168,101.94
Of. No. 103.5/04/1662	96,000.00						299.00	29,214.00											125,513.00
Of. No. 103.5/04/1741										261,600.00	105,600.00	6,545.00	88,400.00			7,708.00	19,314.81		489,167.81
Of. No. 103.5/04/2522							4,730.00	94,762.11											99,492.11
Of. No. 103.5/04/2598	192,000.00						3,511.50	56,480.50											251,992.00
Of. No. 103.5/04/2600											197,033.00	24,000.00	60,000.00			135,136.68	22,009.95	54,622.00	492,801.63
Of. No. 103.5/04/2846						151,880.50	122,976.64	10,760.90											285,618.04
Of. No. 103.5/04/2888	96,000.00						2,104.50	27,091.53											125,196.03
Of. No. 103.5/05/359	144,000.00			132,000.00	34,603.00	119,865.84	31,408.83	75,985.81	21,105.96										558,969.44
Of. No. 103.5/05/664	132,000.00							17,260.06											149,260.06
Of. No. 103.5/05/1014						12,853.61													12,853.61
Of. No. 103.5/05/1471											102,000.00					4,991.00	10,036.84	2,300.00	119,327.84
Of. No. 103.5/05/1472										754,153.50	139,797.44	11,244.89	10,958.81	34,503.92		28,679.22	13,368.22	4,022.05	996,728.05
Of. No. 103.5/05/1674								26,434.00	1,089.90										27,523.90
Of. No. 103.5/05/1683	1,222,000.00				66,851.60	294,746.09	106,960.75	622,492.59	927.99										2,313,979.02
Of. No. 103.5/05/1824							12,168.43	243,648.58	4,357.28										260,174.29
Of. No. 103.5/06/429						94,093.78	24,015.92	63,811.51											181,921.21
Of. No. 103.5/06/1146						80,056.16													80,056.16
Of. No. 103.5/06/1693									3,699.81										3,699.81
Of. No. 103.5/06/1893										776,791.80	257,209.58	43,761.25	37,875.00	37,354.30		30,798.78	13,362.00	5,887.00	1,203,041.07




UNIVERSIDAD AUTÓNOMA DE AGUASCALIENTES
PROGRAMA DE MEJORA AL PROFESORADO
Informe Financiero Acumulado No. 33
05 de Diciembre de 2012.
Con corte al: 30/09/2012

Rubros	Beca de fomento a la permanencia	Reconocimiento a la calidad en el trabajo	Apoyo mensual complementario	Reconocimiento a la trayectoria académica	Fomento a la generación y aplicación del conocimiento	Servicios	Materiales	Bienes muebles	Acervo bibliográfico	Manutención	Cuota compensatoria	Inscripción	Colegiatura	Seguro médico	Instalación	Transporte y viáticos	Material didáctico	Graduación o titulación	TOTAL
Anexos																			
Of. No. 103.5/06/1972											231,000.00					29,909.34	65,674.25		326,583.59
Of. No. 103.5/06/2644											871,620.00	76,000.00	251,956.00			300,308.23	39,230.84	300.00	1,539,415.07
Of. No. 103.5/06/2729						88,365.14	10,717.40	3,933.56											103,016.10
Of. No. 103.5/07/1654						4,485.00	10,913.66	280,865.82											296,264.48
Of. No. 103.5/07/1869											301,178.40					14,994.78	28,959.42		346,132.60
Of. No. 103.5/07/1905							2,213.36	268,065.83											270,279.19
Of. No. 103.5/07/2087										856,412.41	254,621.00	126,678.90		33,427.55		34,476.66	11,488.29		1,317,104.81
Of. No. 103.5/07/2090										621,067.49	166,931.01	217,839.55	298,099.90	30,607.60		37,542.60	10,016.00	60,370.50	1,442,474.65
Of. No. 103.5/07/2408	991,000.00			201,346.10	55,975.97	202,648.89	228,303.78	741,006.27	531.00										2,420,812.01
Of. No. 103.5/07/2562	688,000.00			52,000.00	129,807.00	322,562.43	222,213.19	753,749.63	1,486.31										2,169,818.56
Of. No. 103.5/07/2829	158,000.00				37,633.00	67,614.92	114,232.22	248,131.17	110.00										625,721.31
Of. No. 103.5/07/3027	2,436,000.00					20,615.25	580,362.64	88,237.48											3,125,215.37
Of. No. 103.5/08/1265	260,000.00				165,740.50	129,053.41	179,412.82	451,674.64	6,126.95										1,192,008.32
Of. No. 103.5/08/3107						850.00		261,043.70											261,893.70
Of. No. 103.5/08/3121	1,038,000.00				49,588.25	81,902.23	115,816.86	395,531.25											1,680,838.59
Of. No. 103.5/08/3122	108,000.00				40,185.19	35,912.41	20,693.77	52,868.74	6,666.75										264,326.86
Of. No. 103.5/08/3396											262,413.00	9,853.50	7,554.20			48,040.02	28,471.82	15,456.00	371,788.54
Of. No. 103.5/09/1251					7,458.31		27,766.23												35,224.54
Of. No. 103.5/09/1252	40,000.00		4,500.00		260,608.94	905,309.94	325,456.33	225,053.54	22,205.44										1,783,134.19
Of. No. 103.5/09/3669							61,747.01	116,060.41											177,807.42
Of. No. 103.5/09/3923	160,000.00				31,619.00	53,091.08	9,243.49	9,602.86											263,556.43
Of. No. 103.5/09/4045	742,405.58				96,883.90	308,439.49	113,335.93	516,989.86	2,000.00										1,780,054.76
Of. No. 103.5/09/4412											254,082.36	18,670.00	363,954.30	14,736.00		261,305.65	17,365.91		930,114.22
Of. No. 103.5/09/5072						81,876.30						38,928.31				61,024.31			181,828.92
Of. No. 103.5/10/4550								139,390.35	10,000.00										149,390.35
Of. No. 103.5/10/4992	709,000.00	80,000.00	15,729.75		77,918.99	81,719.86	54,657.17	685,993.43	10,000.00										1,715,019.20
Of. No. 103.5/10/5001	233,000.00	35,000.00	8,738.75		33,207.25	67,035.52	200,000.00	147,254.36											724,235.88
Of. No. 103.5/10/5873									360.00	491,733.21	436,528.01	73,980.00	420,805.27			14,985.92	19,384.70		1,457,777.11
Of. No. 103.5/10/5874										507,895.31	63,582.82		278,917.40	19,536.00		9,716.00	8,140.87		887,766.40
Of. No. 103.5/10/5875						26,123.74				525,363.18	219,801.17	6,120.54	19,714.87	6,390.30		123,145.16	16,784.88		943,443.84
Of. No. 103.5/10/7732	96,000.00		5,243.25		40,975.00	53,715.45	22,439.25	39,509.60	1,149.00										259,031.55
Of. No. 103.5/10/7733	152,738.75	12,000.00			33,207.25	103,457.03	35,664.47	78,047.67	3,183.20										418,298.37
Of. No. 103.5/11/8999	72,000.00				9,097.50			27,532.96											108,630.46
Of. No. 103.5/11/1019										91,722.79	7,996.13								99,718.92
Of. No. 103.5/11/1020										23,788.38									23,788.38
Of. No. 103.5/11/3444										46,000.00									46,000.00





UNIVERSIDAD AUTÓNOMA DE AGUASCALIENTES
PROGRAMA DE MEJORA AL PROFESORADO
Informe Financiero Acumulado No. 33
05 de Diciembre de 2012.
Con corte al: 30/09/2012

Anexos	Rubros	Beca de fomento a la permanencia	Reconocimiento a la calidad en el trabajo	Apoyo mensual complementario	Reconocimiento a la trayectoria académica	Fomento a la generación y aplicación del conocimiento	Servicios	Materiales	Bienes muebles	Acervo bibliográfico	Manutención	Cuota compensatoria	Inscripción	Colegiatura	Seguro medico	Instalación	Transporte y viáticos	Material didáctico	Graduación o titulación	TOTAL
	Of. No. 103.5/11/3817								72,874.91											72,874.91
	Of. No. 103.5/11/3837	251,813.92			30,000.00	9,110.00	21,460.00	5,720.62	301,753.00											619,857.54
	Of. No. 103.5/11/3838				50,000.00	31,834.00		2,781.40	108,746.61	4,404.96										197,766.97
	Of. No. 103.5/11/5526							37,312.26			169,078.56	67,226.96	81,886.50				4,108.67			359,612.95
	Of. No. 103.5/11/5543						38,716.05			1,648.89		79,389.00	6,930.92	5,982.32			63,233.05	5,989.52		201,889.75
	Of. No. 103.5/11/6719	72,000.00				21,834.00	8,302.00	1,090.01	1,773.00											104,999.01
	Of. No. 103.5/11/6813					6,980.00	35,763.00													42,743.00
	Of. No. 103.5/11/5640					36,462.24														36,462.24
	Of. No. 103.5/12/2075						8,700.00													8,700.00
	Of. No. 103.5/12/4455						909.00			7,960.00	84,926.93			11,221.00						105,016.93
	TOTAL POR RUBRO	15,673,696.92	202,000.00	259,211.75	465,346.10	1,804,981.51	7,521,141.37	4,619,100.50	16,755,775.03	1,114,453.98	17,087,082.53	6,405,925.87	925,958.56	6,918,530.40	444,608.25	96,200.79	2,678,637.18	880,908.69	248,185.53	84,101,744.97


DR. FERNANDO JARAMILLO JUÁREZ

RESPONSABLE INSTITUCIONAL DEL PROMEP


M. EN ADMÓN. MARIO ANDRADE CERVANTES

RECTOR